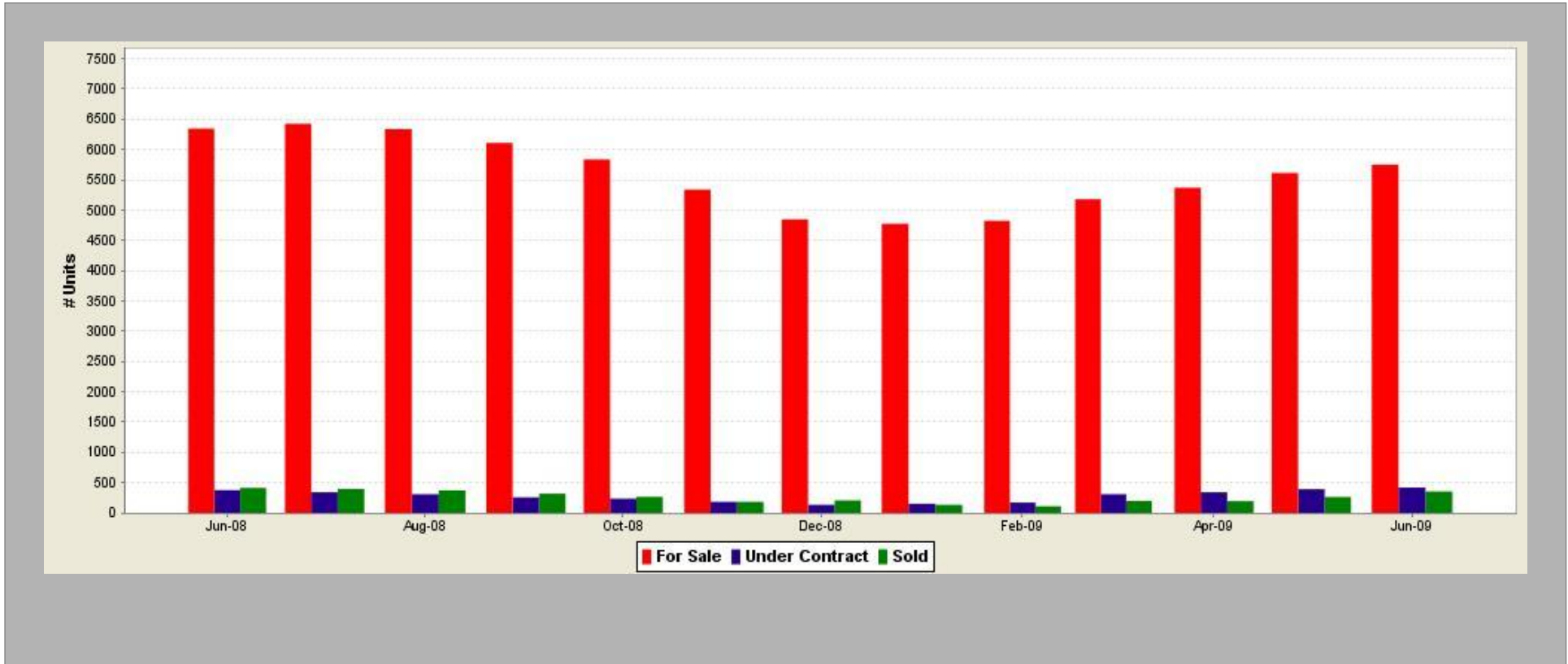




Market Dynamics

Supply & Demand - # Units (FS, UC, Sold)

1 Year (Monthly) 06/01/08 - 06/30/09



KEY INFORMATION

	Jun-08	Jun-09	# Units Change	Percent Change
For Sale	6,345	5,751	-594	-9.4
Under Contract	375	418	43	11.5
Sold	411	354	-57	-13.9

For Sale
-9%

UC
+11%

Sold
-14%

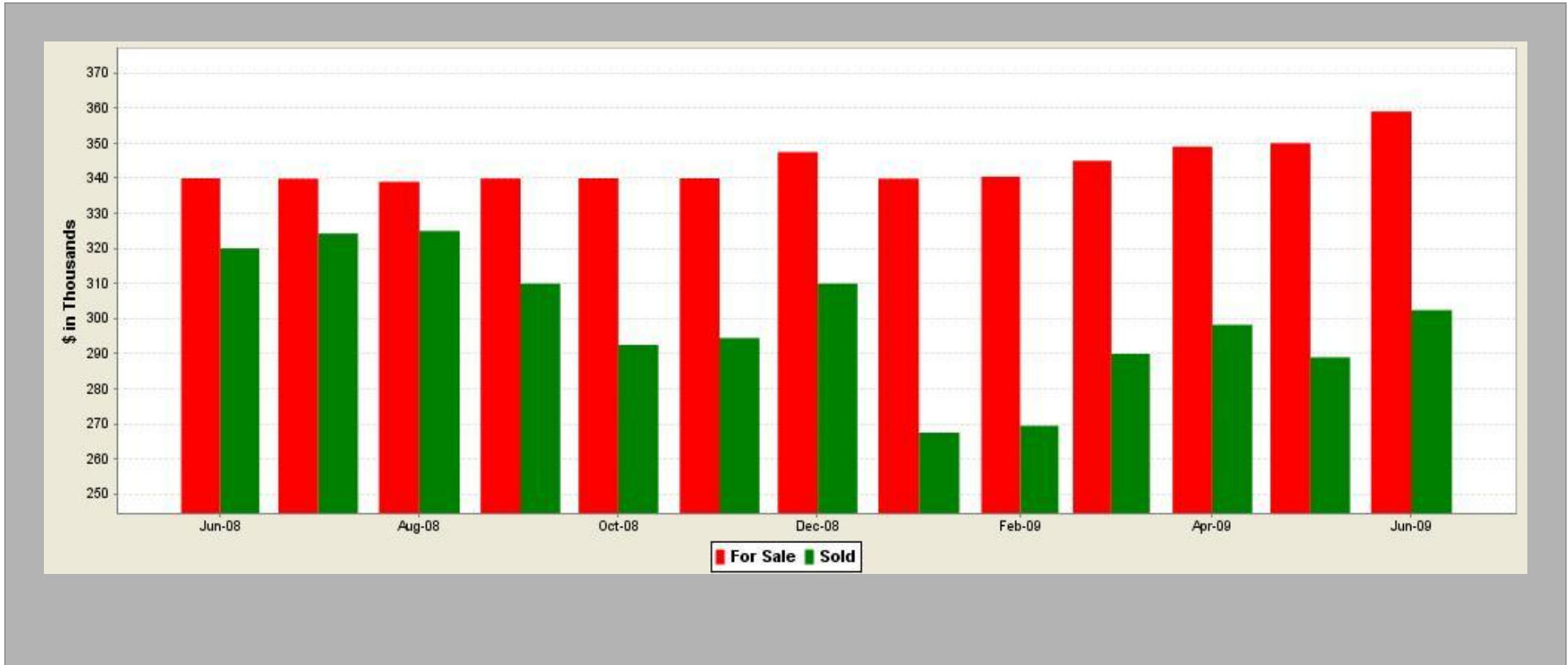
MLS: MRED	Period: 1 Year (Monthly)	Price: \$150,000 - \$1,000,000	Construction Type: All	Bedrooms: All	Bathrooms: All	Lot Size: All
Property Types:	Residential: (Detached Single)					Sq Ft: All
Lake County:	Lake					



Market Dynamics

Median Price (FS, Sold)

1 Year (Monthly) 06/01/08 - 06/30/09



KEY INFORMATION

	Jun-08	Jun-09	Median Price Change	Percent Change
For Sale	340,000	359,000	19,000	5.6
Sold	320,000	302,425	-17,575	-5.5

For Sale
+6%

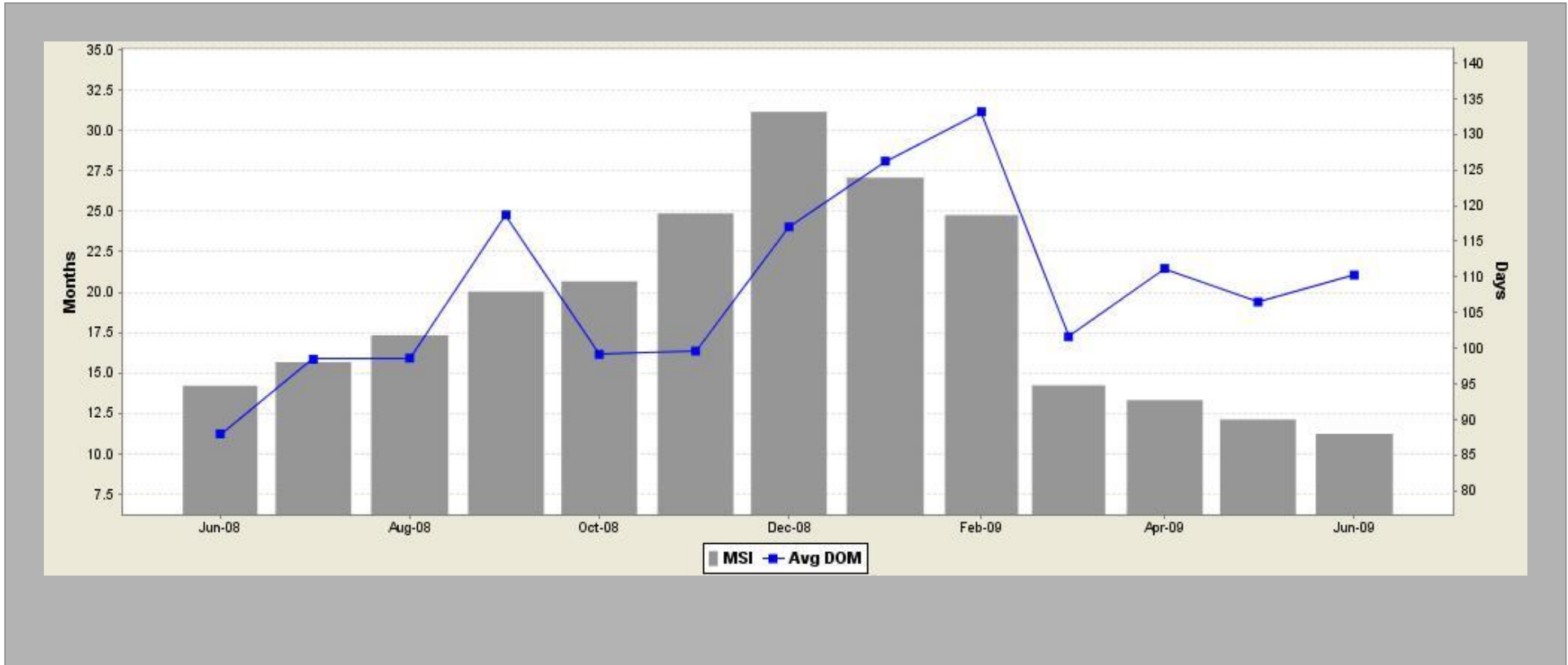
Sold
-5%

MLS: MRED	Period: 1 Year (Monthly)	Price: \$150,000 - \$1,000,000	Construction Type: All	Bedrooms: All	Bathrooms: All	Lot Size: All
Property Types:	Residential: (Detached Single)					Sq Ft: All
Lake County:	Lake					



Market Dynamics

Months Supply of Inventory (MSI) 1 Year (Monthly) 06/01/08 - 06/30/09



KEY INFORMATION

	Jun-08	Jun-09	Change	Percent Change
MSI	14.2	11.2	-3.0	-20.9
DOM	88	110	22	25.3

MSI
-21%

DOM
+25%

MLS: MRED	Period: 1 Year (Monthly)	Price: \$150,000 - \$1,000,000	Construction Type: All	Bedrooms: All	Bathrooms: All	Lot Size: All
Property Types:	Residential: (Detached Single)					Sq Ft: All
Lake County:	Lake					