

# RYE SINGLE FAMILY QUARTERLY ANALYSIS



## QUARTERLY COMPARISON: LISTINGS, CONDITIONAL & PENDING, SOLD

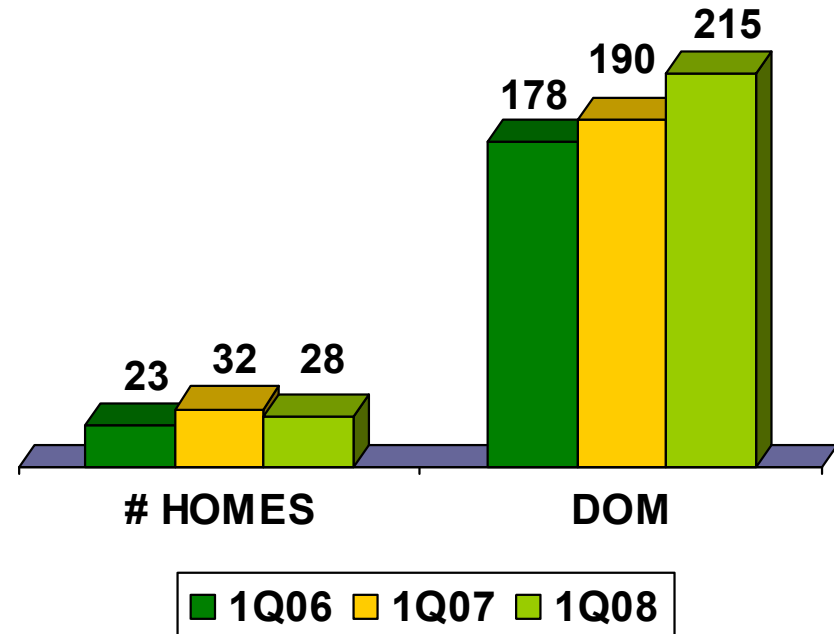
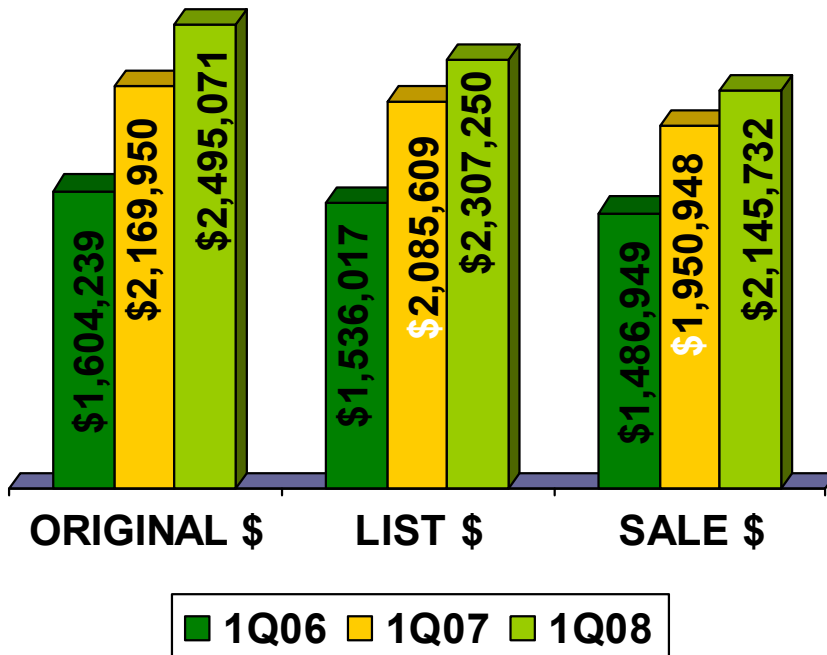
2006							
QTR/YR	DATES	# ACTIVE LISTINGS	% TOTAL LISTINGS	# CONT/ PENDING	% CONT/ PENDING	# SOLD	% TOTAL SOLD
1Q06	1/1/06-3/31/06	68	26%	42	23%	23	16%
2Q06	4/1/06-6/30/06	99	39%	70	39%	43	30%
3Q06	7/1/06-9/30/06	48	19%	36	20%	51	36%
4Q06	10/1/06-12/31/06	42	16%	33	18%	25	18%
<b>2006</b>	<b>1/1/06-12/31/06</b>	<b>257</b>	<b>100%</b>	<b>181</b>	<b>100%</b>	<b>142</b>	<b>18%</b>
2007							
QTR/YR	DATES	# ACTIVE LISTINGS	% TOTAL LISTINGS	# CONT/ PENDING	% CONT/ PENDING	# SOLD	% TOTAL SOLD
1Q07	1/1/07-3/31/07	69	31%	56	28%	32	21%
2Q07	4/1/07-6/30/07	89	40%	81	41%	45	29%
3Q07	7/1/07-9/30/07	36	16%	34	17%	62	40%
4Q07	10/1/07-12/31/07	30	13%	26	13%	15	10%
<b>2007</b>	<b>1/1/07-12/31/07</b>	<b>224</b>	<b>100%</b>	<b>197</b>	<b>100%</b>	<b>154</b>	<b>100%</b>
2008							
QTR/YR	DATES	# ACTIVE LISTINGS	% TOTAL LISTINGS	# CONT/ PENDING	% CONT/ PENDING	# SOLD	% TOTAL SOLD
1Q08	1/1/08-3/31/08	70	NA	44	NA	28	NA
2Q08	4/1/08-6/30/08	100	NA	50	NA	37	NA

# RYE SINGLE FAMILY QUARTERLY ANALYSIS



**Joan O'Meara**  
The Key to Your Home.

## 1<sup>st</sup> QUARTER COMPARISON HOUSES SOLD – 2008 NOT SO GRIM



Source: 2006-2008 Westchester-Putnam MLS

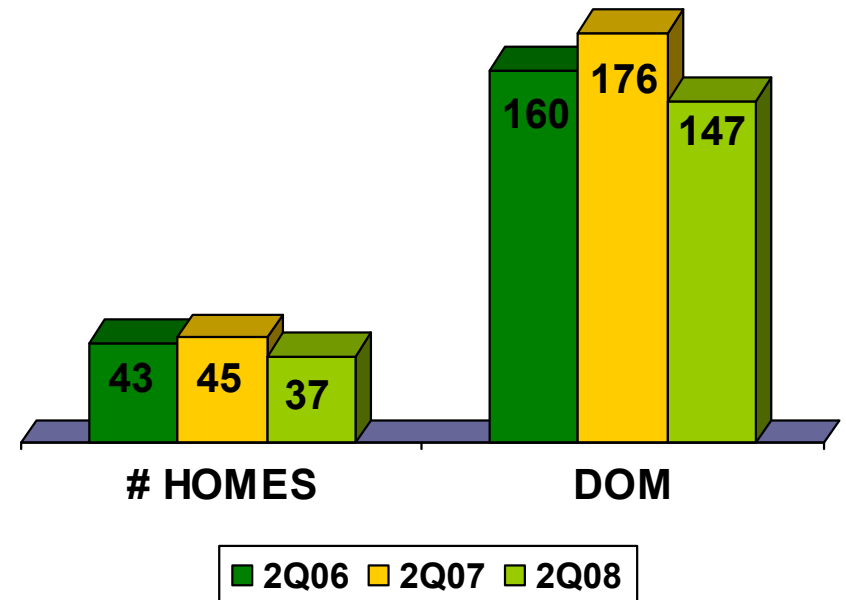
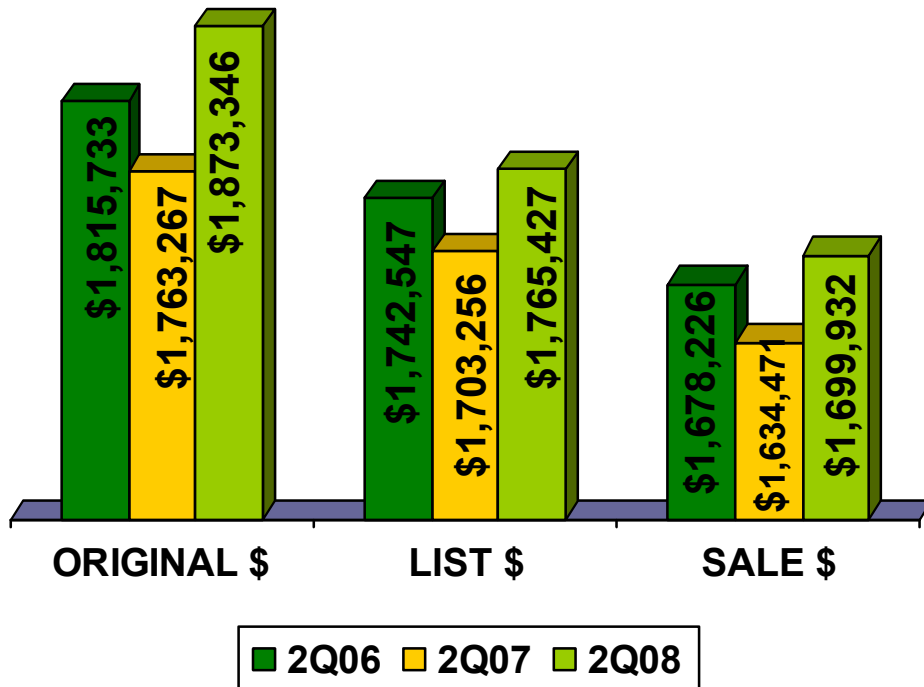
Criteria: Single Family Homes, Rye City School District

# RYE SINGLE FAMILY QUARTERLY ANALYSIS



**Joan O'Meara**  
The Key to Your Home.

## 2<sup>nd</sup> QUARTER COMPARISON HOUSES SOLD – 2008 NOT SO GRIM



# RYE SINGLE FAMILY QUARTERLY ANALYSIS



**Joan O'Meara**  
The Key to Your Home.

## TAX RATE ANALYSIS – CITY OF RYE

	CITY OF RYE					
TAX RATES	2004	2005	2006	2007	2008	TAX RATE INCREASE 2004 vs. 2008
City	\$113.41	\$116.80	\$122.39	\$127.24	\$131.49	16%
County (Includes Sewer & Refuse)	\$167.02	\$156.71	\$165.35	\$169.64	\$175.94	5%
School (RCSD)	\$396.52	\$416.92	\$441.85	\$463.92	\$490.97 (estimated)	24%
<b>Total Combined Rate</b>	<b>\$676.95</b>	<b>\$690.43</b>	<b>\$729.59</b>	<b>\$760.80</b>	<b>\$798.40</b>	<b>18%</b>

NOTES:

Overall Tax Rate Increase 2004-2008 = 18%

Average Overall Increase Yearly = 5%